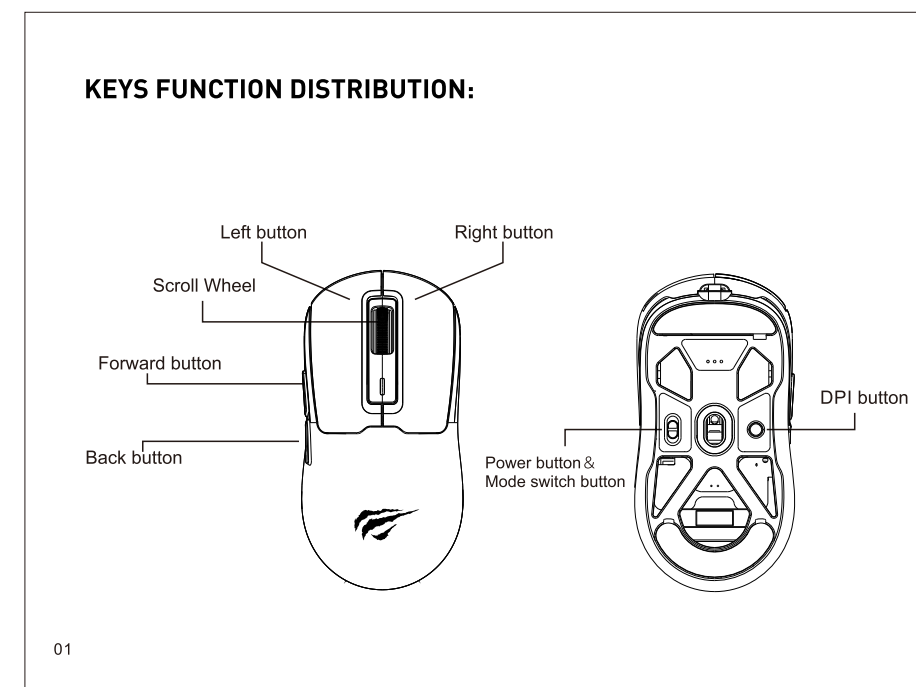


说明书 尺寸:120x90mm 装订:骑马钉
128g双铜纸4色双面印刷

封底



封面



KEYS FUNCTION DISTRIBUTION:

DPI value: 1000-2000-3000-5000-10000-16000DPI(which can be set)
Default: 1000DPI (first level:yellow, second level:green, three level:purple, four level:blue, six level:red).

10 kinds of RGB light effect:
1. Full lighted mode; 2. Breathing mode; 3. 7 Color breathing mode; 4. Rainbow mode; 5. Wave mode; 6. Reactive mode; 7. Go without trace mode; 8. YG-YO mode; 9. Marbles mode; 10. Off

The RGB light mode can be adjusted by "forward key + middle key".
Note: In wireless mode and 2.4G mode, the RGB lights will turn off briefly when you move the mouse, and turn on when you don't move the mouse.

Mode switching operation:
Wired mode: plug in the Type-C data cable can be used.
2.4G mode: unplug the cable, turn the toggle switch backward for 2.4G mode, insert the receiver for direct use. (Note: The mouse is factory coded with 2.4G receiver, no need to re-code).
Wireless mode: unplug the cable, toggle switch forward, DPI indicator open light flashes, enter wireless pairing, open wireless on the computer and search for wireless devices see MS969WB click on the name of the device, the indicator light to restore the corresponding indicator light that wireless connection is successful. (If you do not search for the device name, please press the left center right button for 3 seconds to enter the pairing state).

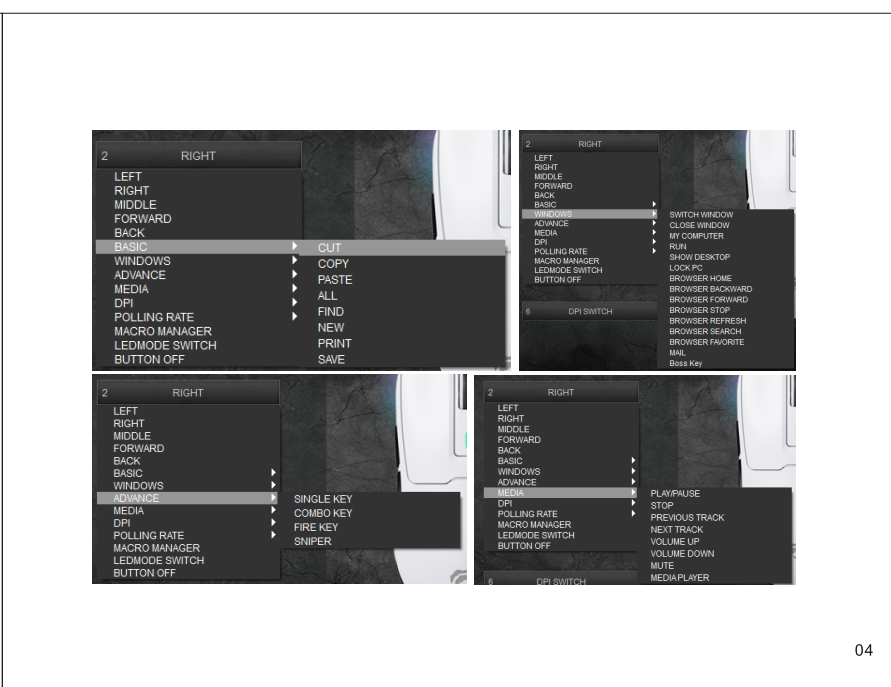
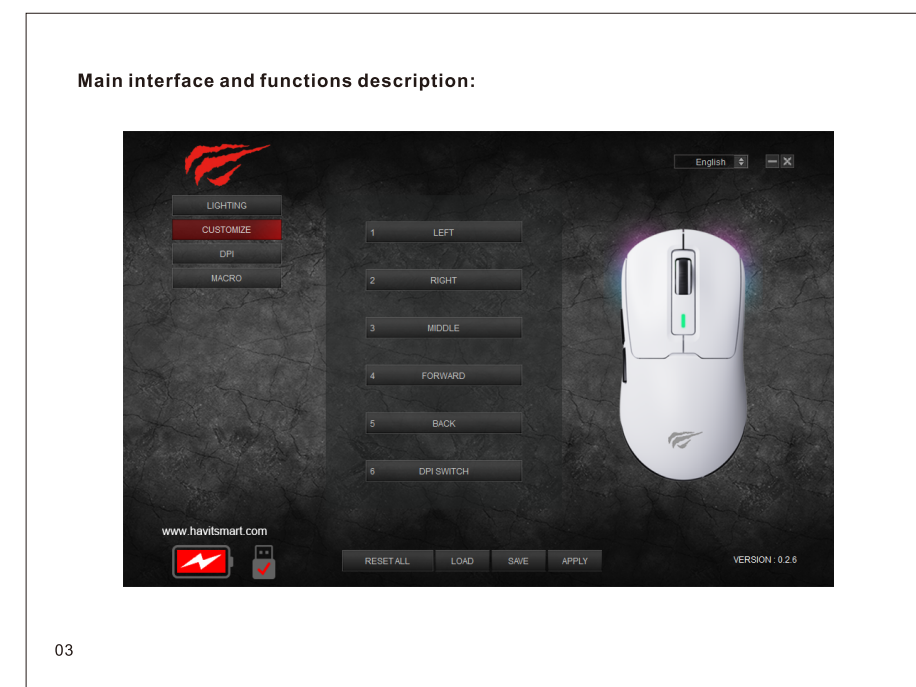

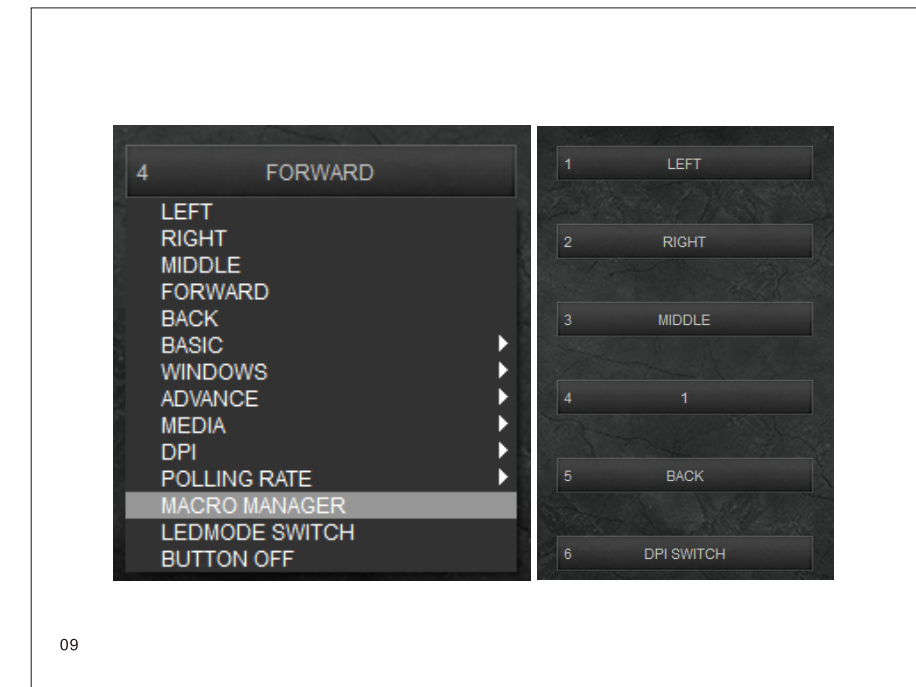
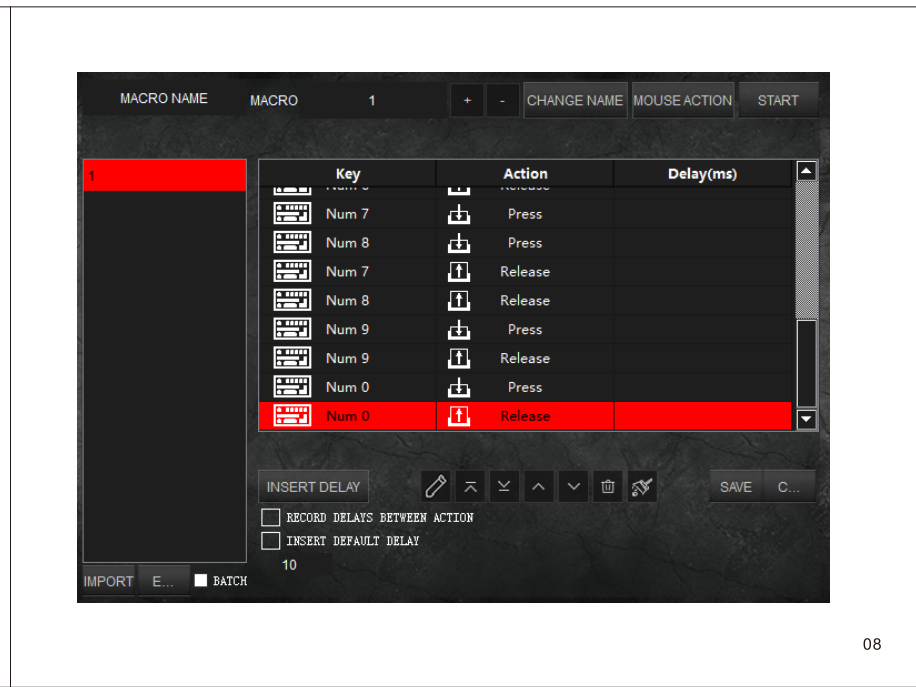
Charging indicator:
The red light blinks when the low voltage alarm is on, the blue light blinks when charging, and the corresponding light for DPI is always on when full.

For more functions, please enter "http://www.havit.hk/downloads/" to download the driver.

Macro definition

Macro management can record any keys of keyboard, the time of keys reaction and the number of keys cycles.

- Click [Create] to create a new file, such as a, b, c...
- Select whether to increase the delay and the times of cycles
- Click [Start recording] and start recording any keys of keyboard. The keys you recorded will display in the macro edit box.
- After the recording, click "stop recording"
- To revise the recording content, please make the following changes in the macro options: Choose to insert the event; insert relevant content in the selected location; Delete; Delete the selected content; Modify; Modify the delay value and input button again.
- After recording is completed, just exit the macro recording interface, no need to click the confirmation keys.
- Execute a macro, such as the mouse button (D) key set to "macro functions", after recording is complete, press the mouse@key to play the recorded content.



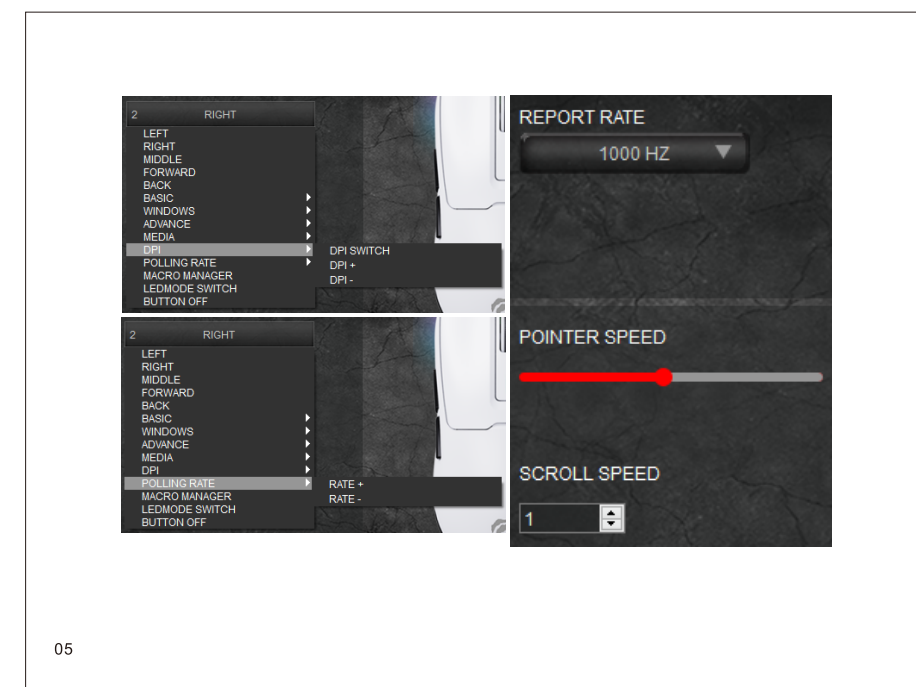
Lighting settings

EFFECT

- WAVE
- FULL LIGHTED
- BREATHING
- 7 COLOR BREATHING
- RAINBOW
- WAVE
- REACTIVE
- GO WITHOUT TRACE
- YG-YO
- MARBLE
- OFF

10 kinds of light effect: Full lighted mode—Breathing mode—7 Color breathing mode—Rainbow mode—Wave mode—Reactive mode—Go without trace mode—YG-YO mode—Marbles mode—Off

Uninstall
Open the control panel and open the "Add or Remove Programs" window, find "MS969WB" and click "Uninstall" to complete the uninstall program.



- Left click left click function.
- Right click right click function.
- Middle click middle click function.
- Back click back to previous page.
- Forward click: enter to next page.
- DPI+ : switch to higher DPI value, without loop switch.
- DPI- : switch to lower DPI value, without loop switch.
- Basic: Cut, Copy, Paste, All, Find, New, Print, Save.
- Windows-Switch window, Close window, My computer, Run, Show desktop, Lock PC, Browser home, Browser backward, Browser forward, Browser stop, Browser refresh, Browser search, Browser favorite, Mail, Boss key.
- Advance: Single key, Combo key, Fire key, Sniper.
- Media: Play/pause, Stop, Previous track, Next track, Volume up, Volume down, Mute, Media player.
- Button off: set bottom has no function.
- Pointer speed: with 125Hz/250Hz/500Hz/1000Hz to choose
- Pointer accuracy: to adjust the movement speed of mouse
- Scroll speed: to adjust the scroll wheel speed of mouse
- Export the current configuration file: store the contents that have been set to your computer.
- Import the configuration file: load the setting documents from the computer.
- Reset: Set the mouse to the factory default
- Apply: write the settings to mouse

产品名称:	MS969WB说明书
材质:	128g双铜
装订方式:	骑马钉
尺寸:	120*90(mm)
设计人:	设计部——陈辉
定稿日期:	2024.3.13